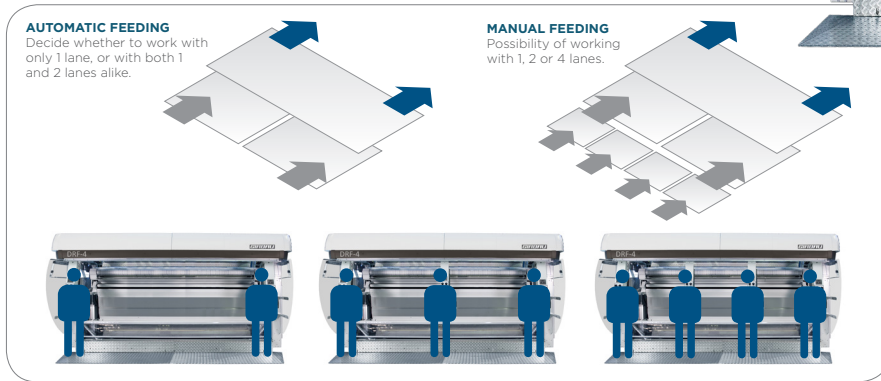



DRF

MULTI-STATION SPREADER FEEDER

DRF4
DRF3
DRF2

The DRF is quickly convertible to handle both large-, medium- and small-piece goods, making it highly desirable for high-volume laundries handling a variety of items. Offering unrivaled productivity and quality, the DRF automatically straightens and feeds more than 1,200 large-sized items per hour, from one lane, into any height flatwork ironer.



- OPTIONS**
- Hinged Pit
 - Hinged Top for Feeding Small Items
 - Second Server
 - Spreading Brushes & Belts
 - Spreading Brushes, Belts & Weight Lightening Flaps
 - Quality System for Table Linen
 - Production Counters per Station

PRODUCT FEATURES

INSTALLATION COSTS

- The DRF can be installed with or without a pit. The high-profile design allows for maximum drape, improving quality and hygiene by preventing linen from coming in contact with the floor.

TRANSFER CLAMPS: STRENGTH AND PRECISION

- The spreading clamps are independent from the transfer clamps, allowing for increased productivity. While one item is in transfer, the operator is feeding the next article.

LOADING STATIONS: ERGONOMICS AND SAFETY

- The loading stations allow operators a clear view of fed items and the space between work stations allows room to easily position laundry carts.
- Girbau-patented clamp arms allow a rapid transferring of linen and return of the clamps, without interferences. This increases productivity.

THE TRANSFER BAR: GENTLE CONTROL

- The transfer bar, fitted with a vacuum system, holds the items by their longitudinal end. Items are positioned and kept parallel to ensure a smooth leading edge.

VACUUM FEEDING TABLE

- The DRF vacuum table holds and further smooths the item while it moves towards the ironer.

VACUUM BOX


- The vacuum box draws the trailing edge of linens downward as they are fed. The combination of this box, together with a system of spreading brushes help keep the article pulled tight — increasing quality results.

CONTROLS

- The system of graphical control icons allow easy and intuitive programming of the DRF. The icons are common to all Girbau Industrial machines.




TRANSFER CLAMPS



ADJUSTABLE LOADING STATIONS



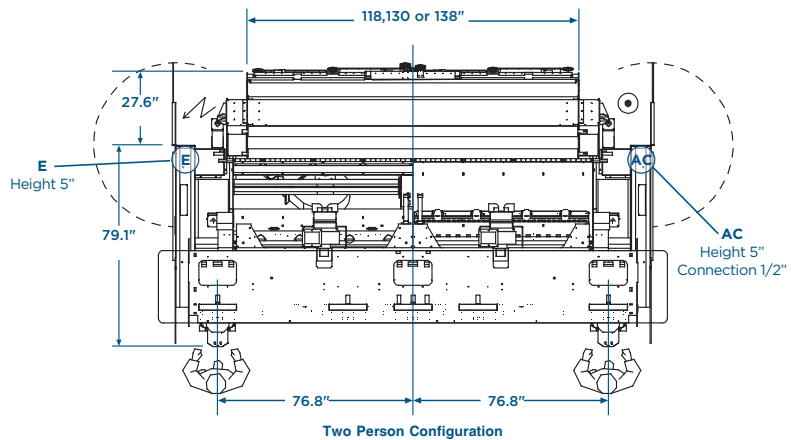
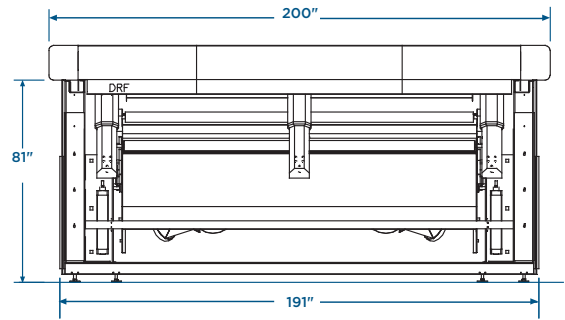
TRANSFER BAR



VACUUM TABLE

PRODUCT SPECS

| | |
|---|---|
| Usable Feed Width <i>inch</i> | 118 130 138 |
| Feed Height <i>inch</i> | 37.4 - 47.2 |
| Conveyor Speed <i>ft/min</i> | 16.4 to 164 |
| Net Weight <i>lbs</i> | 7716 (2 stations) 7937 (3 stations) 8047 (4 stations) |
| Crated Weight <i>lbs</i> | 9259 |
| Machine Width <i>inch</i> | 200 |
| Machine Depth <i>inch</i> | 106.7 |
| Machine Height <i>inch</i> | 109.1 |
| Shipping Dimensions <i>inch</i> WxDxH | 214.2 x 89.4 x 107 |
| Electrical Power <i>KVA</i> | 16.7 |
| Available Voltages / Wire Conductor / Amp | |
| Electric | 208-240/60/3, 3W+G, 63 Amp |
| Electric | 440-480/60/3, 3W+G, 40 Amp |
| Compressed Air Connection <i>inch</i> | 1/2 |
| Compressed Air Flow <i>cfm</i> | 12 @ 87-145 PSI |



* Specifications subject to change without notice or obligation. Contact Girbau Industrial at (800) 256-1073 for dimensions not shown or for clarification.

